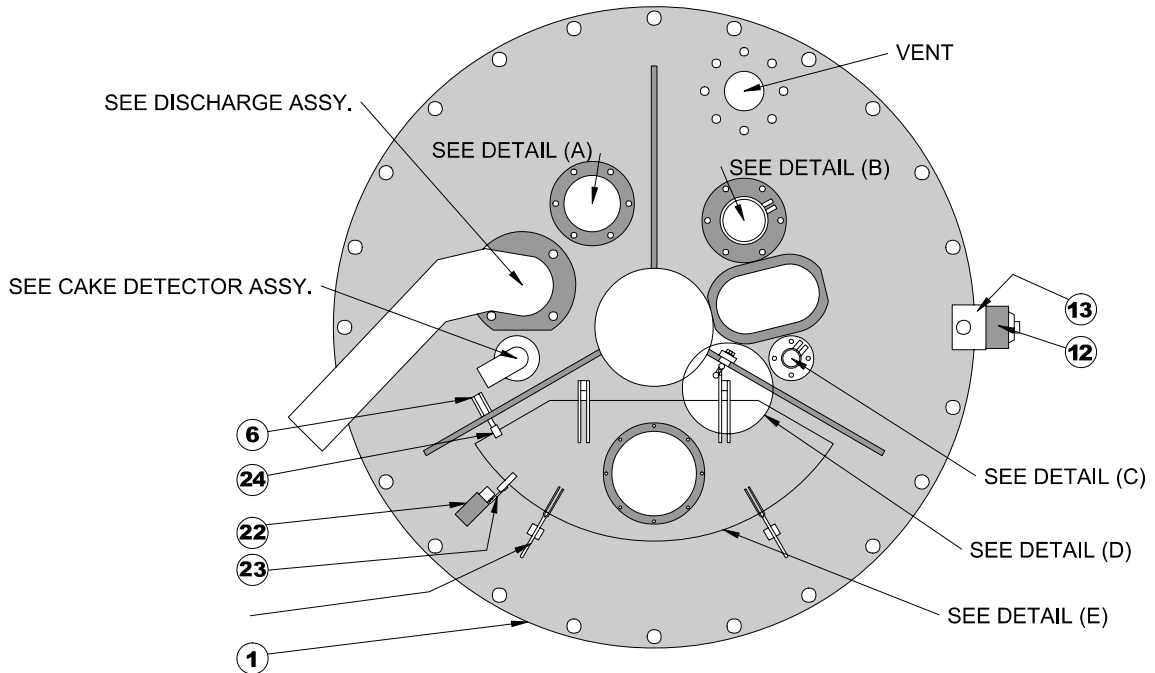
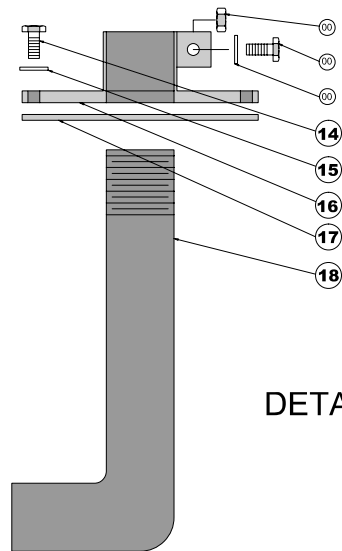


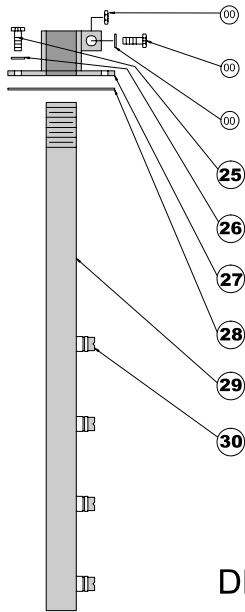
Mark III 48 x 30 Top Cover Assembly



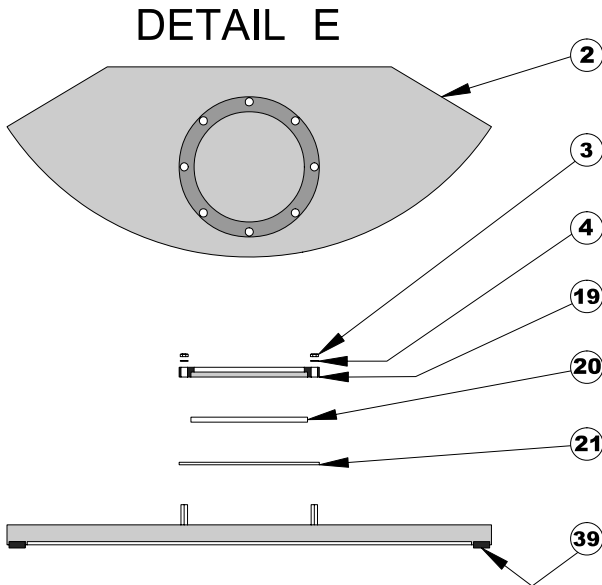
DETAIL A



DETAIL B



DETAIL C



DETAIL E

#	Description	Part Number
1	Cover.....	7-48-30-4-S-01-B-BT
2	Inspection Door.....	7-48-30-4-P-02-B-BT
2	Inspection Door.....	7-48-30-4-D-02-B-BT
3	Hex Head Cap Screw	7-48-30-4-P-03-C-BT
4	Lock Washer	7-48-30-4-P-04-C-BT
5	Clamp.....	7-48-30-4-O-05-A-BT
6	Cover Lock Cylinder.....	7-48-30-4-G-06-A-BT
7	Bracket, Gas Shock	7-48-30-4-O-07-A-BT
8	Hex Head Cap Screw	7-48-30-4-P-08-C-BT
9	Lock Washer	7-48-30-4-P-09-C-BT
10	Spacer, Gas Shock	7-48-30-4-O-10-A-BT
11	Gas Shock	7-48-30-4-S-11-A-BT
12	Vibration Switch	7-48-30-4-7-12-A-BT
12	Vibration Switch	7-48-30-4-8-12-A-BT
13	Bracket, Vibration Switch ..	7-48-30-4-C-13-A-BT
14	Hex Head Cap Screw	7-48-30-4-P-14-C-BT
15	Lock Washer	7-48-30-4-P-15-C-BT
16	Holder, Feed Pipe	7-48-30-4-P-16-C-BT
17	Gasket, Feed Pipe	7-48-30-4-T-17-B-BT
18	Feed Pipe.....	7-48-30-4-P-18-A-BT
18	Feed Pipe.....	7-48-30-4-U-18-A-BT
19	Sight Glass Frame	7-48-30-4-P-19-A-BT
20	Sight Glass.....	7-48-30-4-S-20-A-BT
21	Gasket, Sight Glass	7-48-30-4-T-21-B-BT
22	Limit Switch.....	7-48-30-4-S-22-A-BT
23	Lever Arm.....	7-48-30-4-S-23-A-BT
24	Tube, Cover Lock Cyl.	7-48-30-4-P-24-B-BT
25	Hex Head Cap Screw	7-48-30-4-P-25-C-BT
26	Lock Washer	7-48-30-4-P-26-C-BT
27	Holder, Rinse Pipe	7-48-30-4-P-27-A-BT
28	Gasket, Rinse Pipe	7-48-30-4-T-28-A-BT
29	Rinse Pipe.....	7-48-30-4-P-29-B-BT
30	Spray Nozzle.....	7-48-30-4-P-30-A-BT
30	Spray Nozzle.....	7-48-30-4-K-30-A-BT
31	Pin.....	7-48-30-4-P-31-A-BT
39	Gasket.....	7-48-30-4-T-39-C-BT

